

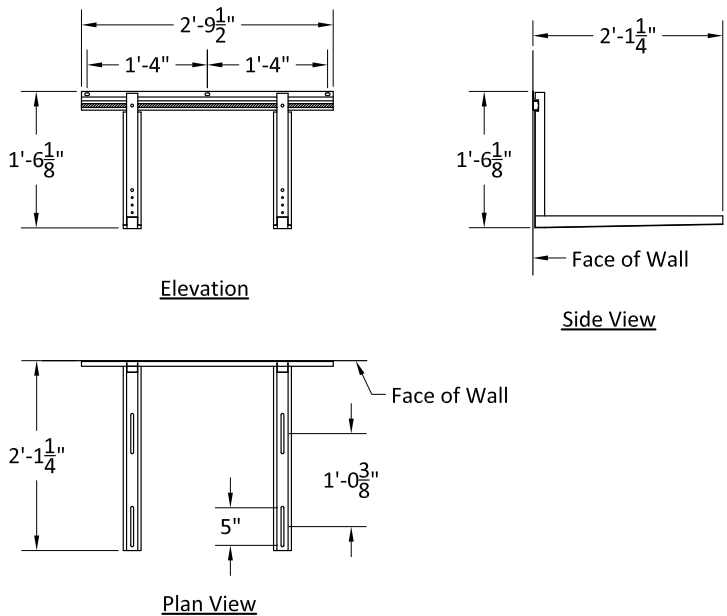
# QSWBSS Heavy Duty Stainless Steel Wall Bracket

Designed for M-Series, S-Series, P-Series and CITY MULTI® PUMY Outdoor Units

Job Name:	Date:
System Reference:	



## DIMENSIONS:



## GENERAL FEATURES:

- Designed to provide a means to mount the M-Series, S-Series, P-Series and CITY MULTI® PUMY-Series outdoor units on a suitable wall or structure and keep the equipment off the ground in adverse environments like seacoast salt air or waterworks applications.
- Holds up to 500 Lbs.
- Adjustable from 0" to 34" in width.
- Produced from 316 Series Stainless Steel.
- Shelf depth is 25" to allow correct spacing between the wall and the outdoor unit.

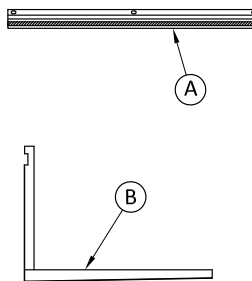
## PLEASE NOTE:

- It is the responsibility of the Project Engineer and/or the Installing Contractor / Dealer to specify, furnish, and install any anchor or attachment materials required for the wall construction at the selected mounting location. We are not responsible for any installation faults or defects.
- It is strongly recommended to have the installation periodically inspected by a skilled technician.
- All mounting hardware should be Stainless Steel or other corrosion resistant material.

## ASSEMBLY INSTRUCTION:

- Remove the three wall mounted bracket parts and bag hardware from the box.
- Mount the straight QSWBSS glide track to the wall the proper bolts and fasteners for the wall type and construction.
- Install the spring nuts into the ends of the QSWBSS glide track and slide them to the desired location.
- Mount the L-bars to the glide track by using the hardware provided. (Note: Insert the 1" 3/4x3/8 bolts and washers thru the L-bar into the spring nuts.

## PARTS:

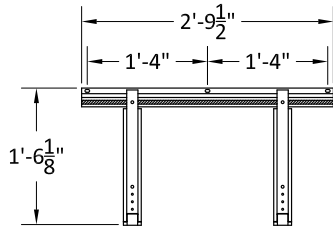


## PARTS LIST

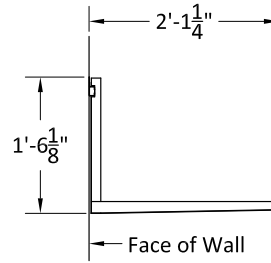
- (A) (1) - 14 gauge Glide Track
- (B) (2) - 14 gauge L-Bar

Note - All assembly hardware is included

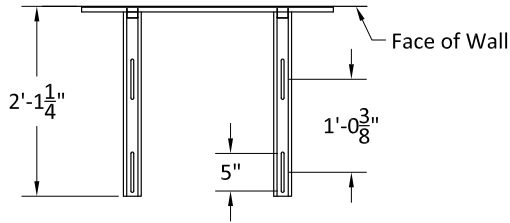
# PARTS AND ASSEMBLY: QSWBSS



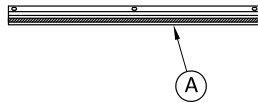
Elevation



Side View

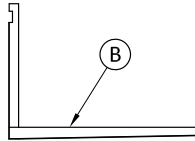


Plan View



**PARTS LIST**

- (A) (1) - 14 gauge Glide Track
- (B) (2) - 14 gauge L-Bar



Note - All assembly hardware is included

**Manufactured for MITSUBISHI ELECTRIC TRANE HVAC US LLC**

1340 Satellite Boulevard, Suwanee, GA 30024

Toll Free: 800-433-4822 www.mehvac.com